



OverDrive's **Libby, by OverDrive** app is the recommended app for borrowing OverDrive eBook and Audiobooks on an Android or Apple mobile device or Windows 10 computer.

The Libby app is not yet accessible for screen readers. To use OverDrive on a mobile device or computer with a screen reader, please download the OverDrive app instead.

Download the OverDrive App

1. The free **OverDrive app** is available from **Apple's App Store, Google's Play Store or the Windows Store.**



Set up OverDrive app


1. Open the OverDrive app and select Sign Up to create an OverDrive account. Select **Sign up using library card.**

2. Search for **Russell Township Public Library.** Select Russell Township Public Library under Ontario Library Service Consortium.

3. Select **Russell Township Public Library** from drop down menu.

4. Type in your 6 digit library card number and tap on **Sign In.** Tap on **Add a Title.**

Find eBooks and Audiobooks

1. Tap on **Search** to search by title or author. To browse a genre or subject, open website menu  (on same line as Search) and select **Collections.**

2. In OverDrive, many books are available both as eBooks and audiobooks. Look for the eBook or Audiobook indicators to choose your format.




3. If the word **Available** appears in the banner above the book cover, the book can be checked out right now. **Wait List** indicates that all copies are currently checked out.

Borrowing Books, Audiobooks

1. Tap on the cover to find out more about the book or magazine. Tap on **Borrow** to check out the item. If there is a **Place a Hold** button instead of Borrow, select it to be added to the waiting list.


2. **To place a hold,** select your library card number, enter your library card number and tap on **Sign in.**

3. **To borrow,** tap on borrow and sign in. Tap **Borrow** again. A box will appear confirming the checkout. Tap on **Download.**

4. Open the menu for the app ( in top left corner) and select **Bookshelf.** The eBook or Audiobook will be available in the Bookshelf for the duration of the borrowing period. Tap on the book cover to open the eBook or audiobook.

Renewing eBooks and Audiobooks

The option to place a renewal request becomes available **3 days** before the borrowing period is over.

1. Open the app and tap on **Add a Title.** Click on the Loans icon  and sign into your account.

2. Click on the **Request again** button located below the cover image of the book to be renewed. Confirm your email address.

3. If a copy is available, the book will be checked out to you again. If all copies are already checked out, a hold will be placed. The book will have to be downloaded again.

Returning eBooks, Audiobooks

eBooks and audiobooks automatically expire at the end of the lending period. Returning early is optional.

1. In the **Bookshelf** section of the OverDrive app, tap on **Edit** in the upper right hand corner.

2. Tap the **Return** button below the item to be returned.

3. Select **Return** again. Tap **Done.**

Visit help.overdrive.com for help using OverDrive.

